


The letter *o* begins with a downcurve and ends with a checkstroke.



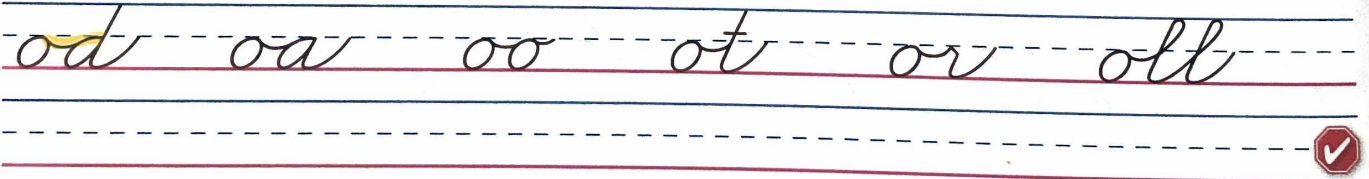
oranges

oranges

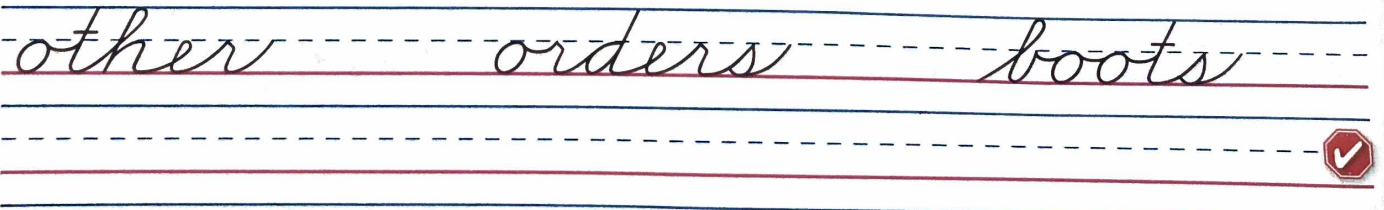
Trace and write.



Join *o* and other letters. Notice the checkstroke-to-downstroke joining.



Write the words.



Stroke description to guide letter formation at home:

1. Downcurve; undercurve.
2. Checkstroke.



Stop and Check

Circle your best *o*.